

z torby nauczycielski

Row 1: Six colored circles in a row. From left to right: yellow, red, green, red, purple, yellow. Above the yellow, green, and purple circles is an upward-pointing arrow. Below the red, red, and yellow circles is a downward-pointing arrow.

z torby nauczycielski

Row 2: Six colored circles in a row. From left to right: red, pink, green, purple, purple, pink. Above the pink, green, and purple circles is an upward-pointing arrow. Below the red, green, and pink circles is a downward-pointing arrow.


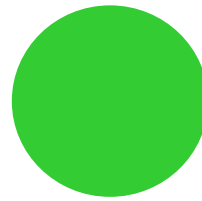




z torby nauczycielski

Row 3: Six colored circles in a row. From left to right: green, purple, pink, yellow, pink, red. Above the purple, pink, and red circles is an upward-pointing arrow. Below the green, yellow, and pink circles is a downward-pointing arrow.







z torby nauczycielski

Row 4: Six colored circles in a row. From left to right: yellow, red, red, purple, green, pink. Above the red, red, and green circles is an upward-pointing arrow. Below the yellow, red, and pink circles is a downward-pointing arrow.







z torby
nauczycielki








z torby
nauczycielki



z torby
nauczycielki



z torby
nauczycielki



z torby nauczycielki

Row 1: Six colored circles in a row. From left to right: green, yellow, pink, red, purple, and green. Above the first, third, and sixth circles is an upward-pointing arrow. Below the second, fourth, and fifth circles is a downward-pointing arrow.

z torby nauczycielki

Row 2: Six colored circles in a row. From left to right: purple, pink, green, purple, yellow, and green. Above the second, third, fourth, and fifth circles is an upward-pointing arrow. Below the first and sixth circles is a downward-pointing arrow.

z torby nauczycielki

Row 3: Six colored circles in a row. From left to right: yellow, pink, red, yellow, red, and pink. Above the first, third, fifth, and sixth circles is an upward-pointing arrow. Below the second and fourth circles is a downward-pointing arrow.

z torby nauczycielki

Row 4: Six colored circles in a row. From left to right: yellow, purple, red, pink, green, and yellow. Above the third and fourth circles is an upward-pointing arrow. Below the first, second, fifth, and sixth circles is a downward-pointing arrow.